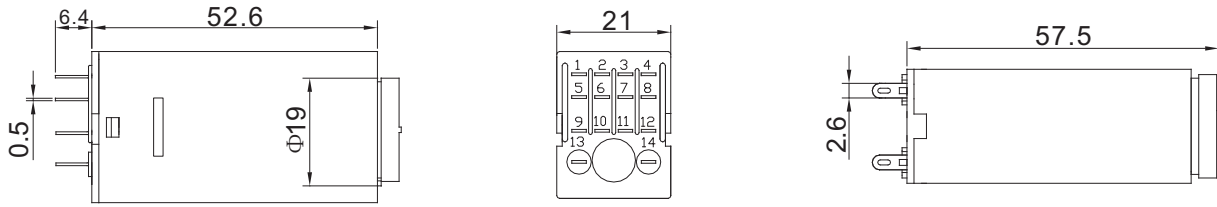
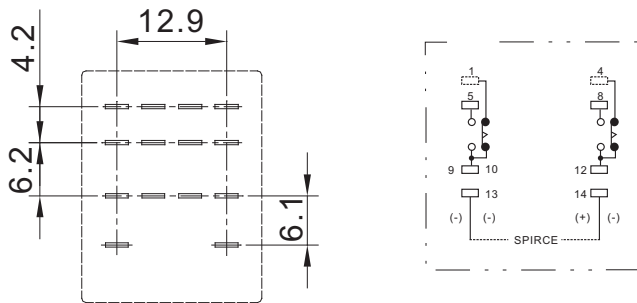


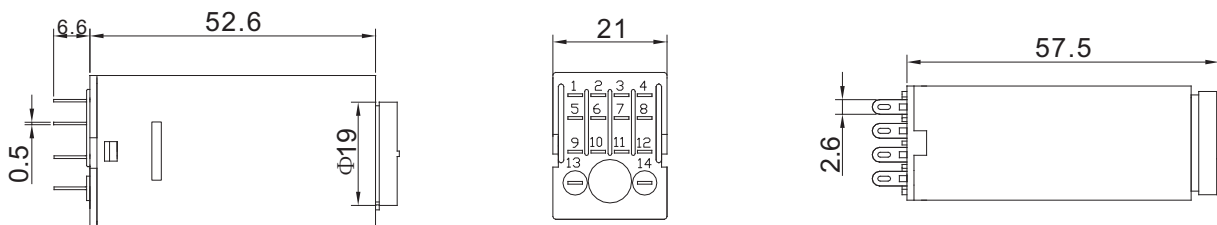
LH3Y-2、LH3YN-2 Installation dimensions



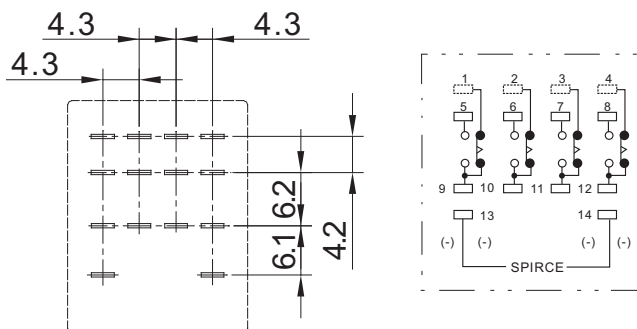
LH3Y-2、LH3YN-2 Connecting



LH3Y-4、LH3YN-4 Installation dimensions



LH3Y-4、LH3YN-4 Connecting

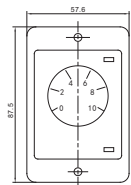


LAH2 Series

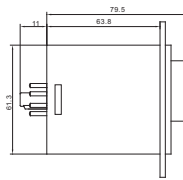


Classification		Time Relay		
Model		LAH2-N□	LAH2-Y□	
Dimension(mm)		61.0H × 49.0W × 82.0L	88.0H × 58.0W × 82.0L	
Full Timing Range		SEC:1,3,6,10,12,30,60 MIN:3,6,10,30,60 HR:3,6,10,24		
Rated Voltage		AC:12V-24V-110/220V-380V-415V-440V 50/60Hz DC:12V-24V-48V		
Indicator Operating		ON, UP		
O/P Contact	Model	AH2-N1/AH2-Y1	AH2-N2/AH2-Y2	AH2-N/AH2-Y
	1C Time Limit	5A		5A
	2C Time Limit		5A	
	1C Instantaneous			5A
Service life	Mechanical	5 × 10 <sup>6</sup> Times		
	Electrical	10 <sup>5</sup> Times		
Accuracy	Repeat Error	± 1% max.		
	Setting Error	± 10% max		
	Voltage Error	± 1% max.		
	Temp Error	± 2% max.		
Reset Time		0.1sec max.		
Power consumption		3VA		
Ambient Temperature		-10°C~+50°C		
Ambient Humidity		48~85%RH		
Weight		220g		
Mounting & Socket	Surface		US-08 P3G-08	
	Flush	8PFA		

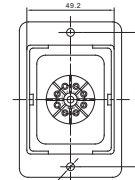
LAH2 Installation dimensions and connecting, sequence diagram



LAH2-Y1, LAH2-N1



LAH2-Y2, LAH2-N2



LAH2-Y, LAH2-N

