


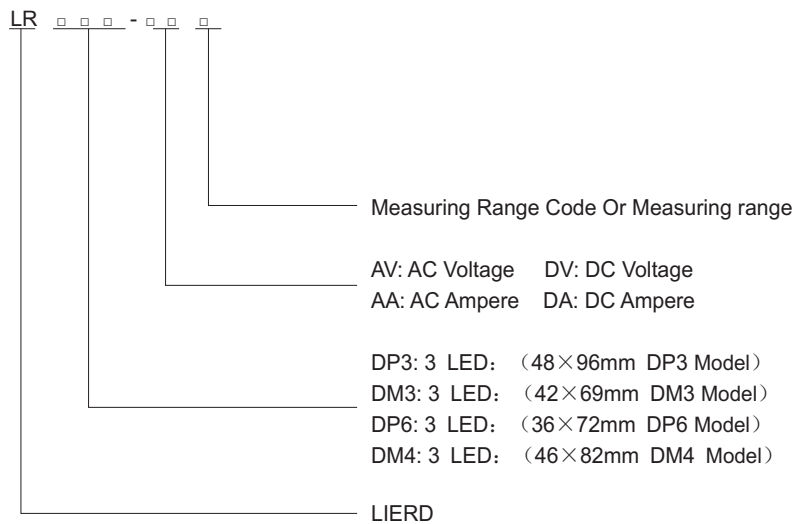
LRD Voltmeter, ammeter series



Features

- Conversion ratio 2.5/s
- Zero adjustment (Fixed decimal point)
- Display range ± 1999 (LDP3-□ □) (LDP6-□ □)

Type and meaning



Power source

Model & Spec.	Operating voltage
LRDP3 series	AC 110/220V
LRDP6 series	AC/DC 85~265V Input free
LRDM3 series	AC/DC 85/265V Input free or AC/DC 8~13.5V Input free
LRDM4 series	DC5V/70mA

AC digital voltmeter

Model	Range	Resolving power	Input Resistance	PT	Measuring accuracy	Max. input
		DP3, DP6				
LDP□ -AV0.2	200mV	100mV	10MΩ	Direct input	$\pm 0.5\%F.S \pm 2Digit$	5V (Peak)
LDP□ -AV2	2V	1mV	10MΩ	Direct input	$\pm 0.5\%F.S \pm 2Digit$	10V (Peak)
LDP□ -VV20	20V	10mV	10MΩ	Direct input	$\pm 0.5\%F.S \pm 2Digit$	50V (Peak)
LDP□ -LAV200	200V	100mV	10MΩ	Direct input	$\pm 0.5\%F.S \pm 2Digit$	500V (Peak)
LDP□ -LAV600	600V	1V	10MΩ	Direct input	$\pm 1\%F.S \pm 2Digit$	1000V (Peak)
LDP□ -AV3K	3KV	10V	10MΩ	3KV:100V	$\pm 1\%F.S \pm 2Digit$	1000V (Peak)
LDP□ -AV10K	10KV	10V	10MΩ	10KV:100V	$\pm 0.5\%F.S \pm 2Digit$	1000V (Peak)

AC digital ammeter

Mode I	Range	Resolving power	PT	Measuring accuracy	Max. input
		DP3, DP6			
LDP□ -AA0.2	200mA	100uA	Direct input	$\pm 0.5\%F.S \pm 2Digit$	500mA
LDP□ -AA2	2A	1mA	Direct input	$\pm 0.5\%F.S \pm 2Digit$	5A
LDP□ -AA20	20A	10mA	20A:5A	$\pm 0.5\%F.S \pm 2Digit$	1.2F.S
LDP□ -AA50	50A	100mA	50A:5A	$\pm 1\%F.S \pm 2Digit$	1.2F.S
LDP□ -AA100	100A	100mA	100A:5A	$\pm 0.5\%F.S \pm 2Digit$	1.2F.S
LDP□ -AA150	150A	100mA	150A:5A	$\pm 0.5\%F.S \pm 2Digit$	1.2F.S
LDP□ -AA200	200A	100mA	200A:5A	$\pm 0.5\%F.S \pm 2Digit$	1.2F.S
LDP□ -AA500	500A	1A	500A:5A	$\pm 1\%F.S \pm 2Digit$	1.2F.S
LDP□ -AA1000	1000A	1A	1000A:5A	$\pm 0.5\%F.S \pm 2Digit$	1.2F.S
LDP□ -AA1500	1500A	1A	1500A:5A	$\pm 0.5\%F.S \pm 2Digit$	1.2F.S
LDP□ -AA2000	2000A	1A	2000A:5A	$\pm 0.5\%F.S \pm 2Digit$	1.2F.S

DC digital voltmeter

Model	Range	Resolving power	Input Resistance	Measuring accuracy	Max. input
		DP3, DP6			
LDP□ -DV0.2	200mV	100uV	10M Ω	$\pm 0.5\%F.S \pm 2Digit$	10V
LDP□ -DV2	2V	1mV	10M Ω	$\pm 0.5\%F.S \pm 2Digit$	100V
LDP□ -DV20	20V	10mV	10M Ω	$\pm 0.5\%F.S \pm 2Digit$	500V
LDP□ -DV200	200V	100mV	10M Ω	$\pm 0.5\%F.S \pm 2Digit$	750V
LDP□ -DV500	500V	1V	10M Ω	$\pm 1\%F.S \pm 2Digit$	800V

DC digital ammeter

Model	Range	Resolving power	PT	Measuring accuracy	Max. input	Internal impedance
		DP3, DP6				
LDP□ -DA0.0002	0.2mA	100uA	Direct input	$\pm 0.5\%F.S \pm 2Digit$	10mA	1KW
LDP□ -DA0.002	2mA	1mA	Direct input	$\pm 0.5\%F.S \pm 2Digit$	100mA	100W
LDP□ -DA0.02	20mA	10mA	Direct input	$\pm 0.5\%F.S \pm 2Digit$	500mA	10W
LDP□ -DA02	200mA	100mA	Direct input	$\pm 0.5\%F.S \pm 2Digit$	1A	1W
LDP□ -DA2	2A	1mA	Direct input	$\pm 0.5\%F.S \pm 2Digit$	5A	0.1W
LDP□ -DA20	20A	10mA	20A:75mV	$\pm 0.5\%F.S \pm 2Digit$	1.5F.S	5MW
LDP□ -DA30	30A	100mA	30A:75mV	$\pm 1\%F.S \pm 2Digit$	1.5F.S	5MW
LDP□ -DA50	50A	100mA	50A:75mV	$\pm 1\%F.S \pm 2Digit$	1.5F.S	5MW
LDP□ -DA100	100A	100mA	100A:75mV	$\pm 0.5\%F.S \pm 2Digit$	1.5F.S	5MW
LDP□ -DA150	150A	100mA	150A:75mV	$\pm 0.5\%F.S \pm 2Digit$	1.5F.S	5MW
LDP□ -DA200	200A	100mA	200A:75mV	$\pm 0.5\%F.S \pm 2Digit$	1.5F.S	5MW
LDP□ -DA300	300A	1A	300A:75mV	$\pm 1\%F.S \pm 2Digit$	1.5F.S	5MW
LDP□ -DA500	500A	1A	500A:75mV	$\pm 1\%F.S \pm 2Digit$	1.5F.S	5MW
LDP□ -DA1000	1000A	1A	1000A:75mV	$\pm 0.5\%F.S \pm 2Digit$	1.5F.S	5MW
LDP□ -DA1500	1500A	1A	1500A:75mV	$\pm 0.5\%F.S \pm 2Digit$	1.5F.S	5MW
LDP□ -DA2000	2000A	1A	2000A:75mV	$\pm 0.5\%F.S \pm 2Digit$	1.5F.S	5MW

Instruction

- (1) Measuring accuracy in ambient temperature of $20 \pm 2^{\circ}C$, humidity of 45% to 75% R.H.
- (2) The list of item CT and PT mode is basic model, the other scale for example, rated current 10A, 15A, 30A, 75A, 250A, 1500A……, rated current 1KV, 6KV, 1KV, 35KV, 110KV……, it according to customer offers.
- (3) With AC CT of the second ampere is 5A, AC PT of the second voltage is 100V, DC divider of the second voltage is 75mV. If the second ampere and voltage is other value, customer need to remark.
- (4) According to customer requirement, the meter can be offered with CT or PT.
- (5) The using scale of the meter can be adjusted by pushing the decimal point setting switch and the scale setting switch of the meter.

Technical parameters

Input mode	Single-end Input
A/D convert	Dual slope
Sampling time	Abt. 2.5 sec
Frequency range	40~200Hz (Only for AC)
Over input indication	"1" or "1" Only"-display
Polarity display	(only DC)
Display	Red LED (14.2mmH)
Aux. power supply	AC 110/220V ± 10%, 50/60Hz
Power consumption	≤4.5VA
Dielectric withstand voltage	AC 1500V 1min
Insulation resistance	DC 500V ≥100M
Weight	≤280g

Function characteristics of frequency meter series

- (1) Product is mainly used for measuring the frequency of kinds of industrial power.
- (2) LED high bright display. With visual reading and high resolution power.
- (3) Level range of input signal 75~300VAC or 200~480VAC.
- (4) Photoelectric isolating of input signal, with strong anti-interference capability.

Technical parameters

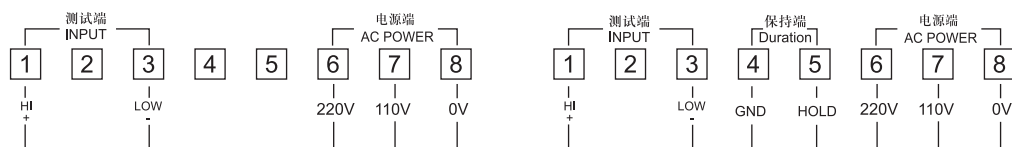
Classification	Digital type industrial power frequency display meter			
Model	DP3-Hz	DP6-Hz	DM3-Hz	DM4-Hz
Operating voltage	Input free, between 85~285VAC/DC other supply voltage upon request			
Input signal	75~300VAC or 200~480VAC, Photoelectric isolating			
Outline dimension	48W x 96H x 112D	36W x 72H x 97D	42W x 69H x 35D	46W x 82H x 18D
Precision grade	±0.05% ± 1(23℃ ± 5℃)			
Measuring range of frequency	0.1Hz~999.9Hz			
LED display mode	4 bits high bright, LED display of 0.56 digit height, decimal point fixed No. 2 bit LED			
Power consumption	Less than 4VA	Less than 4VA	Less than 1.5VA	Less than 1.2VA
Installation mode	Panel built-in type			
(mm) Hole dimension	45W x 91H	31W x 66.5H	38W x 65H	39.2W x 75H
Anti-interference capability	AC2kV or DC500V impuse width, frequency meter works normally under 1uS disturbance			
Operating environment	Ambient temperature :-10~+50℃, Environmental humidity:35~85%RH			

Terminal connection

LDP6



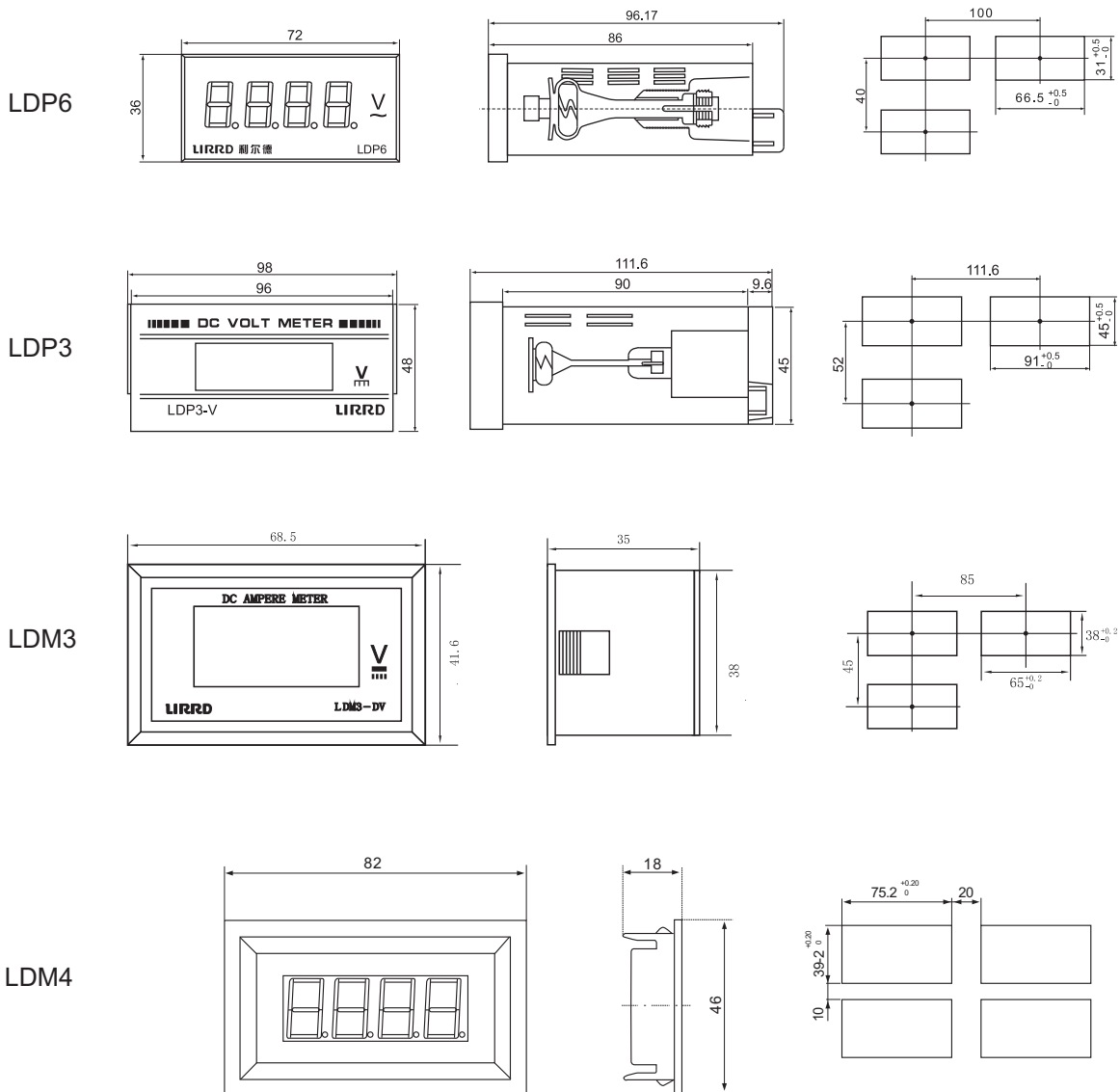
LDP3



LDM3



The outside dimensions and mounting



Notice for operation and storage

- (1) Use in ambient temperature of 0°C to 40°C, relative humidity less than 85% R.H.
- (2) The meter calibration interval time is one year.
- (3) Avoid using instruments in an area surrounded by vibrations or shock, dust, organic corrosive materials of gas.
- (4) If the input signal with high-frequency noise, use a High-pass FILTER IN THE INPUT SIGNAL LINE.
- (5) Input wire should not be too long. If measured signal and meter is long, please use a 2-core shielded cable, and connect its outer shield to the LO side at a signal source.
- (6) If the digit meter relay is not used for a long time. Please connect power supply once every three months, not less than 4 hours each time.
- (7) Long time for storing the meter in the shade with no high light-line with temperature of -10°C to 70°C, and humidity less than 60% Don't contact with organic solvents or gas.